



# *Analytical report of HMIS & SIMS*

*ANC  
coverage  
against ANC  
Registration*

*2017-18*

Analytical report is prepared to analyze district wise performance of HIV testing of ANC individual as per HMIS data and SIMS data against new ANC individuals registered during the year 2017-18. Data source is HMIS and SIMS as on 31st Jan 2018 (2017-18)

*Reach the  
unreached*

***Strategic management Information Unit (SIMU)***

*Himachal Pradesh State AIDS Control Society,*

*Department of Health & family Welfare, Near Forest Rest House, Khalini, Shimla-2*

## **HMIS & SIMS analytical sheet -2017-18( up to Jan 2018**

Health Management Information System (HMIS) is online data source for National Health Mission (NHM) data, which is collected from grassroots, level i.e. PHC, CHC, & sub center level. Same as HMIS, there is Strategic Management Information System (SIMS) is online data collection software for National AIDS Control Programme (NACP).

<b>Data sheet (2017-18) Up to Jan 2018 HMIS &amp; SIMS</b>							
<b>Sr No.</b>	<b>Name of District</b>	<b>No of ANC Registered as per HMIS</b>	<b>No of ANC tested for HIV ( as per HMIS)</b>	<b>No of ANC tested as per SIMS</b>	<b>% of HIV testing ( as per HMIS)</b>	<b>% of HIV testing ( as per SIMS)</b>	<b>Gap (HMIS-SIMS data)</b>
1	Bilaspur	5366	2686	2664	50.06	49.65	22
2	Chamba	8738	3383	3103	38.72	35.51	280
3	Hamirpur	5818	3030	3159	52.08	54.30	-129
4	Kangra	19445	9526	10567	48.99	54.34	-1041
5	Kinnaur	1054	760	749	72.11	71.06	11
6	kullu	5722	4508	2808	78.78	49.07	1700
7	L&S	279	205	88	73.48	31.54	117
8	Mandi	12898	6129	8057	47.52	62.47	-1928
9	Shimla	12058	4841	5549	40.15	46.02	-708
10	Sirmour	8730	4668	4010	53.47	45.93	658
11	Solan	10944	6067	7117	55.44	65.03	-1050
12	Una	7568	3243	4063	42.85	53.69	-820
<b>13</b>	<b>Himachal Pradesh</b>	<b>98620</b>	<b>49046</b>	<b>51934</b>	<b>49.73</b>	<b>52.66</b>	<b>-2888</b>

Table-1

Under this analytical study data of HMIS & SIMS for same indicator are shown in graphic and tabular form for the year 2017-18, to assess the gap between both data for same indicator. So that the gap may reduce in future.

As the above table shows district wise break up of Total 98620 new ANC registration in Himachal Pradesh for the year 2017-18 (up to Jan 2018) as per HMIS report of NHM, out of these 49046 ANC individual tested for HIV which is 49.7% of total new ANC registered in State, but if we see the data of SIMS software of NACP Total 51934 ANC individual has been tested for HIV, which is 52.66% of total new ANC registration. It was observed that there is small gap between HMIS & SIMS .

### HIV testing of ANC as per HMIS :-

During the year 2017-18 (up to Jan 2018) total 98620 new ANC has been registered as per HMIS , out of these 49046 ANC has been tested for HIV , which is only 49.73% . Below figure shows the district wise break up of HIV test performed against new ANC registration in concerned district. Below figure shows highest no. of HIV test performed in distt Kangra i.e 9526 and lowest in distt L&S i.e. 205,.

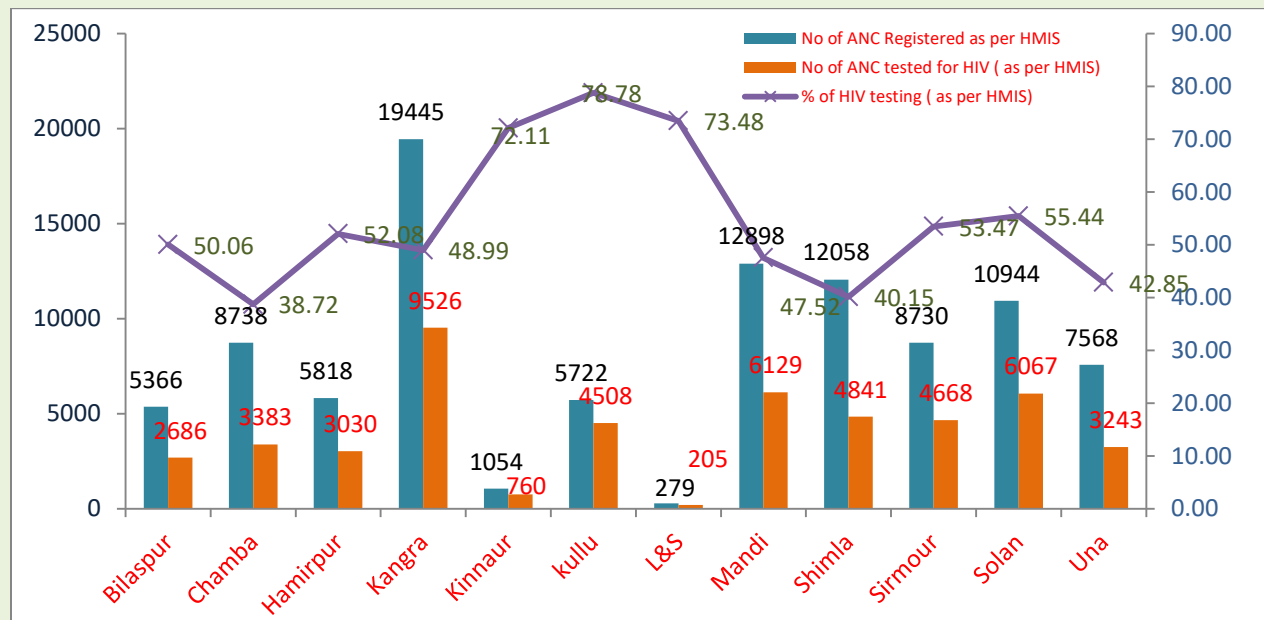


Figure:-1 ( Distt wise break up HIV testing of ANC as per HMIS)

but if analyze the percentage wise coverage of HIV testing among ANC individual , it shows Chamba & Shimla below average i.e 38.7% & 40.1 % and distt Kullu shows the highest % of coverage i.e. 78.7%

### HIV testing of ANC as per SIMS :-

During the year total 98620 new ANC has been registered as per HMIS , out of these 51934 ANC has been tested for HIV as per SIMS data , which is 52.6% against ANC registration . Below figure shows the district wise break up of HIV test performed against new ANC registration in concerned district. Below figure shows highest no. of HIV test performed in distt Kangra i.e 10567 and lowest in distt L&S i.e. 88, but if analysis as per percentage of coverage distt Chamba & L&S shows lowest with 35% & 31.5 % and distt Kinnaur & distt Solan shows the highest % of coverage i.e. 71.06% & 65 % .

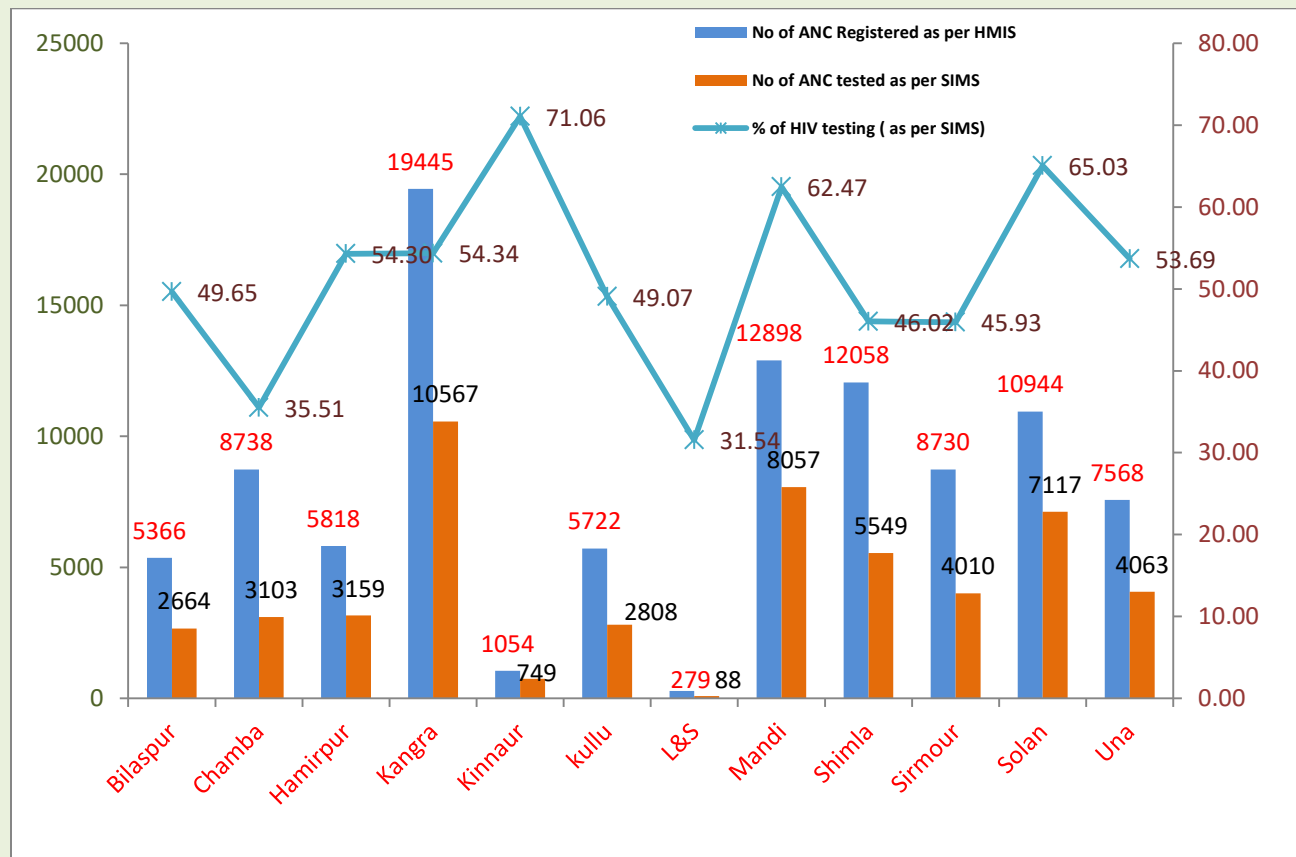


Figure:-2 ( Distt wise break up HIV testing of ANC as per SIMS)

## Percentage of HIV testing of ANC as per HMIS & SIMS:-

Below figure shows that during the year 2017-18 (upto Jan 2018), % of HIV testing of ANC individual is 49.7% as per HMIS and 52.7% as per SIMS. Below figure shows the district wise break up of % of HIV testing of ANC against ANC registration. It has been observed that there is small gap between ANC registration & HIV testing, as per HMIS & SMIS .Out of Total 98620 ANC registered individual only 49046 ANC (HMIS) has been tested for HIV , which is less , if we analysis same data with SIMS reports figure is 51934 ANC has been tested which is only 52.6% .

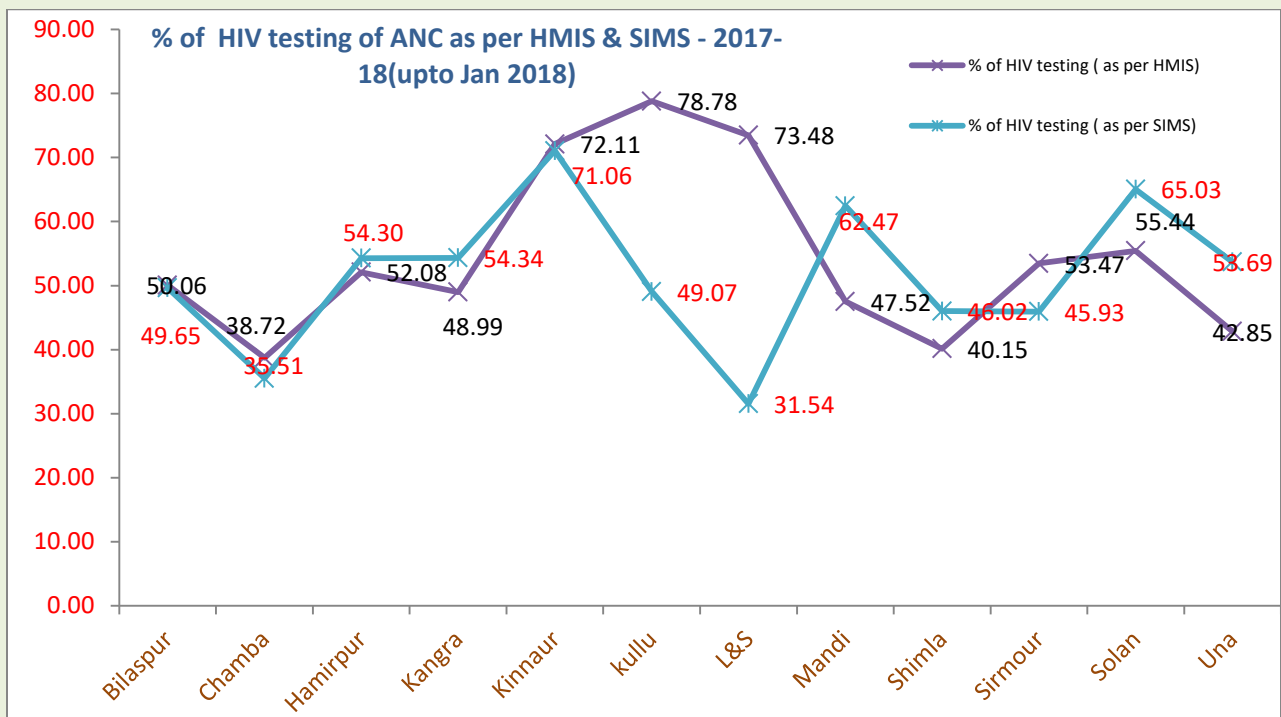


Figure: 3 (% of HIV testing as per HMIS & SIMS)

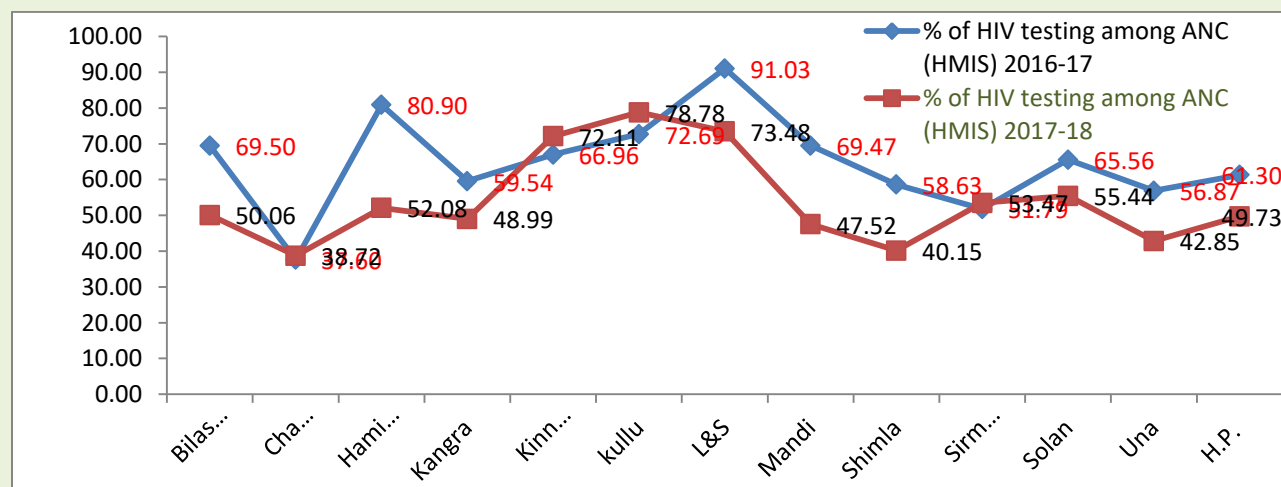
During the year 2017-18, it was observed that in distt Bilaspur 50 % ANC has been tested (HMIS) out of Total new ANC registered , data is same as per SIMS, same in distt Chamba only 38% ANC has been tested as per HMIS which is very low coverage in distt Chamba, but as per SIMS the % of HIV testing is only 35.5% , in distt Hamirpur ANC testing is 54.3% against ANC registration , , but if analysis with SIMS data it is low i.e. only 52.08% , in case of district Kangra 54% ANC has been tested for HIV as per HMIS and in SIMS it is 49% , in distt Kinnaur 72 % ANC has been tested for HIV , as per HMIS , but as per SIMS is 71% , in case of Kullu 78% ANC has

been tested for HIV (HMIS) , but SIMS figure shows only 49% , in distt L&S 73 % ANC has been tested for HIV , which is best performance , but if see SIMS figure , it is only 31 % which shows huge gap between HMIS figure & SIMS figure .District Mandi coverage is 47.5% as per HMIS & 62.5% as per SIMS , district Shimla shows 40.% coverage as per HMIS and 46 % coverage as per SIMS , In distt Sirmour shows 53.5% coverage as per HMIS & 45.9% coverage as per SIMS , which is low , in case of Distt Solan 55% ANC covered as per HMIS , but as per SIMS figure is 65% , which is quite good, in distt Una HMIS figure shows 42.8 % ANC coverage , SIMS figure shows 53.69 % .

As the above district wise break up shows that as per HMIS Chamba & Shimla is performing lowest coverage of ANC testing for HIV i.e. 38.7 & 40% and kullu shows highest coverage with 78 % , followed by Kinnaur with 72% , but if we analysis the data of SIMS which shows Chamba & Lahul & Spiti shows lowest coverage of 35.5% & 31% and highest coverage by distt Kinnaur with 71% , followed by Mandi which is 62.5%

### Year wise Analysis of HIV testing among ANC ( HMIS)

As the below figure shows % of HIV testing among ANC individuals for the year 2016-17 & 2017-18 as per HMIS data sheet. Below figure shows that during the year 2016-17 , % of ANC testing is 61.3% , which has been dropped to 49.7% in the year 2017-18. In all district of HP shows same trend except Kinnaur & kullu .



(Figure-4 – Year wise & of HIV testing among ANC as per HMIS)

## Year wise Analysis of HIV testing among ANC ( SIMS)

As the below figure shows % of HIV testing among ANC individuals for the year 2016-17 & 2017-18 as per SIMS data sheet. Below figure shows that during the year 2016-17 , % of ANC testing is 49.14 % , which has been improved to 52.7% in the year 2017-18. In all district of HP shows same trend except Chamba & Lahul & Spiti .

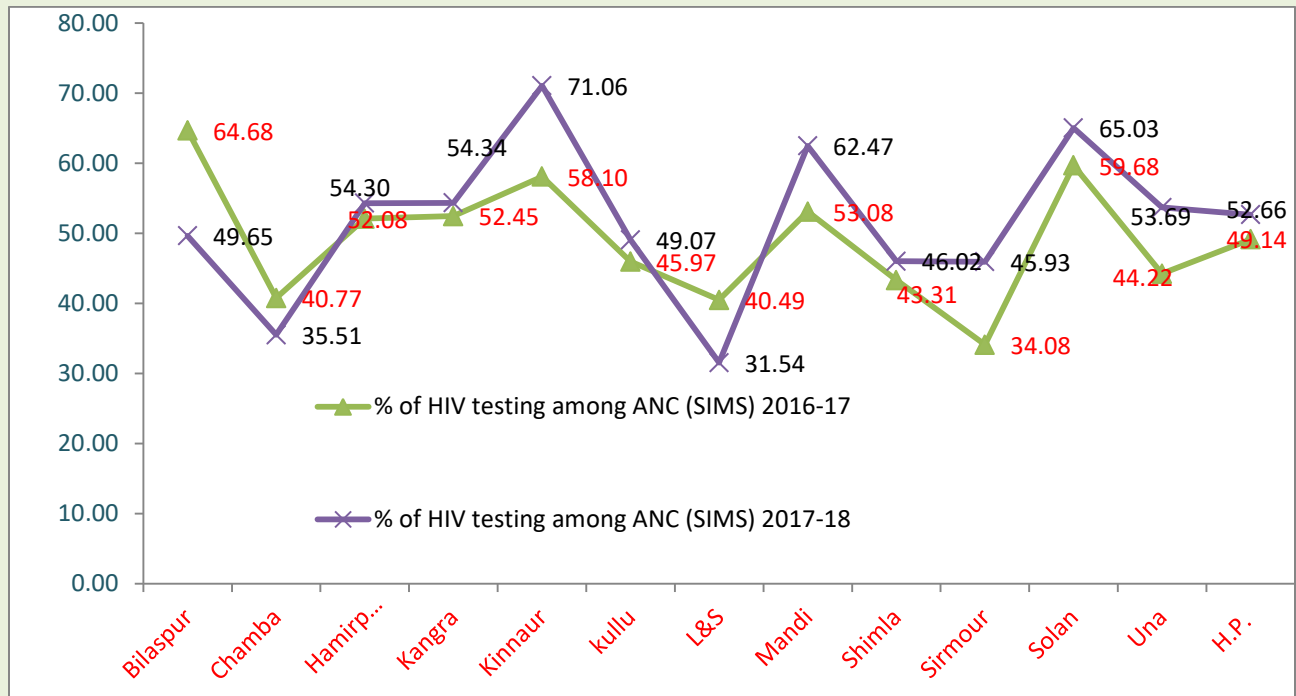


Figure -5 Year wise & of HIV testing among ANC as per SIMS)

In context to above analysis , it is observed that State need to focus in 100% reporting of Data and also focus on strategic IEC campaign at grassroot level by regular monitoring the impact of these IEC activities . As per current year data, coverage is only 53% , therefore need to spread stratetegic IEC campaign focused on ANC coverage upto roral area level.

.....

.....